
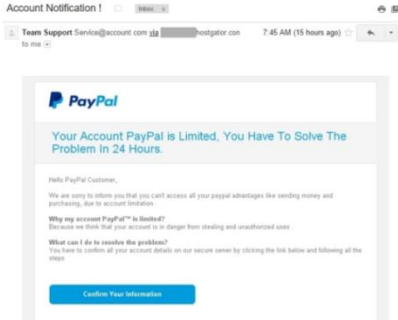
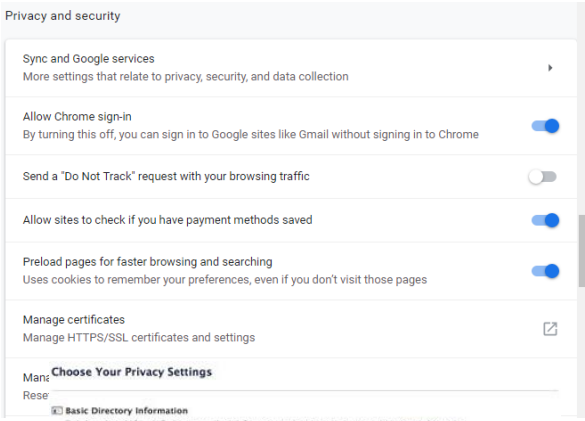



**Prior Learning:** understanding what personal information is and why it is vital to keep it private, age appropriate websites, what to do if something worrying or upsetting is seen, the importance of being kind and polite online, understanding what a digital footprint is

Facts	Vocabulary
<p><b>1. What makes a strong password?</b></p> <ul style="list-style-type: none"> <li>• Passwords keep your personal information safe, this is why it is so important to make sure you have a strong one.</li> <li>• Passwords should be something personal to you and easy to remember, but difficult for someone else to figure out.</li> <li>• Avoid using the same password for every account and using your name, birthday, phone number, star sign etc, as these can easily be found out by other people.</li> </ul> 	<ol style="list-style-type: none"> <li>1. Downloads – the process of copying data from one computer to another over a network.</li> <li>2. password – a secret word or phrase that must be used to gain access to a place.</li> <li>3. phishing – phishing is a way that criminals get sensitive information (like usernames and passwords).</li> <li>4. online communities – a group of people with common interests who use the internet to communicate (email, web sites, instant messaging).</li> <li>5. Targeted advert – a way of place adverts based on history and digital footprint.</li> </ol>
<p><b>2. What do phishing emails look like?</b></p> <ul style="list-style-type: none"> <li>• Very often, phishing is done by email. These emails appear to come from a bank, or other service provider.</li> <li>• It usually says that because of a change in the system, the user needs to re-enter their usernames/passwords to confirm them. The emails usually have a link to a page that looks almost like that of the real bank.</li> <li>• These emails allow criminals to get access to bank accounts and other personal accounts online.</li> </ul> 	
<p><b>3. Privacy Settings:</b></p> <ul style="list-style-type: none"> <li>• Privacy settings are controls available on many websites that allow users to limit who can access profiles and what information visitors can see.</li> <li>• Privacy settings put you in control of your personal information.</li> </ul>	

Youtube:

--	--